




Learning about the Law

Marriage, Separation and Divorce

CLB 7-8 Instructional Package

2013


Learning about the Law:



Family Law **Young People and the Law** **Elder Law**

This booklet will help you understand the laws that affect families, young people, and older people.

Know and exercise your legal rights and responsibilities under Canadian law.

 THIS BOOKLET PROVIDES PUBLIC LEGAL INFORMATION ONLY. IF YOU NEED LEGAL ADVICE YOU SHOULD CONTACT A LEGAL PROFESSIONAL. **FREE**

Lesson Plan: Marriage, Separation and Divorce (CLB 7-8)

CLB Outcomes



CLB 7-IV: Sharing Information

Give detailed information; express and qualify opinions and feelings; express reservation, approval, disapproval, possibilities and probabilities one-on-one and in small group discussions or meetings.



CLB 8-III: Getting Things Done

Locate, integrate and use 3 or 4 pieces of information from moderately complex formatted texts.



CLB 7-II: Reproducing Information

Reduce a text of up to about 2 pages to an outline or summary.

Content Outcomes

- Explain and present information on specific areas of family law
- Identify laws related to marriage, divorce, separation and caring for children
- Identify where to find more information about specific areas of family law

Resources

- People's Law School (PLS) wikibook *Learning about the Law*, section on *Family Law*, sub-sections on marriage, separation and divorce
- PLS worksheets "Learning about the Law: Family Law"
- Computer Lab (optional)

External Resources and Referrals

- For more information on children's rights in cases of separation and divorce, visit <http://www.ag.gov.bc.ca/legislation/family-law/> or <http://www.familylaw.lss.bc.ca/>
- Invite a guest speaker from a Family Justice Centre or Justice Access Centre to speak to the class about services available at the Centre
- Visit an open court hearing

Assessment Plan and Tools

- Self-assessment checklist

Lesson Plan: Marriage, Separation and Divorce (CLB 7-8)

Sample Lesson Plan

Time	Tasks	Expected Outcome	Resources
15'	<p>Warm up</p> <ul style="list-style-type: none"> Write “Canadian Family” on the board and ask the students to give a definition of a family Help students brainstorm the ideas, write them on the board Have students work in small groups to look at the photos and discuss the questions about family 	<p>Generate interest</p> <p>Activate prior knowledge</p>	<p>PLS Worksheet: The Canadian Family!</p>
20'	<p>Vocabulary focus</p> <ul style="list-style-type: none"> Students use collocations to make sentences and statements related to family law topics Go over vocabulary as needed but encourage students to guess words from context 	<p>Practice vocabulary related to the topic</p> <p>Assess level of knowledge related to family law</p>	<p>PLS Worksheet: Vocabulary Practice!</p>
60'	<p>Research and read</p> <ul style="list-style-type: none"> Assign each student a topic: Being Married, Getting Separated or Divorced, Making an Agreement Go through the instructions on the worksheet: <ul style="list-style-type: none"> Each student to read the PLS booklet on assigned topic Students take notes in the comparison diagram Students will form groups of three with each student having a different topic Students will discuss and share their findings while taking notes about the topics they did not research 	<p>Prepare for reading task</p> <p>Comprehend instructions for jigsaw reading</p> <p>Reduce a page of information to a list of important details</p> <p>Listen in order to take notes</p>	<p>PLS Worksheet: Research and Share!</p> <p>PLS Worksheet: Read and Record!</p> <p>PLS Worksheet: Listen and Take Notes!</p> <p><i>Learning About the Law: Family Law, p. 3-7.</i></p>

Time	Tasks	Expected Outcome	Resources
	<ul style="list-style-type: none"> ○ Finally, have each students report back to the class one new thing they learned about a topic from one of the group members ● Have the class report back what is different about the laws in their countries from the laws in Canada 		
30'	<p>Discuss and check</p> <ul style="list-style-type: none"> ● Students work in pairs to discuss their opinions related to various family situations ● Students read the PLS booklet in order to find out what Canadian laws state regarding the specific family issues ● Students discuss their opinions about Canadian laws related to family 	<p>State and qualify opinions</p> <p>Skim and scan for specific information</p>	<p>PLS Worksheet: Discuss your Opinions!</p> <p><i>Learning About the Law: Family Law</i>, p. 7-11.</p>
20'	<p>Find out more</p> <ul style="list-style-type: none"> ● Students choose one of the topics related to family law ● Students research the website and the PLS booklet in order to summarize the main points about the topic ● Students report their findings to the class 	<p>Research information on Family Law in British Columbia</p> <p>Write a summary</p>	<p>Computer Lab</p> <p>PLS Worksheet: Find out More!</p> <p><i>Learning About the Law: Family Law</i>, p. 3 – 11.</p>
10'	<p>Self-Assessment</p> <ul style="list-style-type: none"> ● Students fill out self-assessment form independently 	<p>Self-assessment</p>	<p>PLS Worksheet: What did you learn?</p>

Lesson Plan: Marriage, Separation and Divorce (CLB 7-8)

The Canadian Family

With your group, discuss what you know about Canadian families. What do you know about family laws in Canada? What have you noticed or what can you guess about family values in Canada? What is similar or different about family laws and values in Canada compared to your country?



1

¹ All images retrieved October 15, 2013, from: <http://office.microsoft.com/en-us/images/?CTT=6&ver=14&app=winword.exe>

Lesson Plan: Marriage, Separation and Divorce (CLB 7-8)

Vocabulary Practice!

Look at the list of common collocations that occur in the topics of marriage, divorce and separation. With a partner, use the phrases to create sentences that related to the topics listed below. For any unknown phrases, skim the PLS booklet. P. 3 - 7 for examples of these phrases in use and try to guess the meaning.

legal rights	paternity test	legally married	apply for
common law	legal guardian	marriage ceremony	move in
court order	living arrangement	under the law	spend time with
low income	sign an agreement	responsible for	marriage breakdown
child support			

Marriage

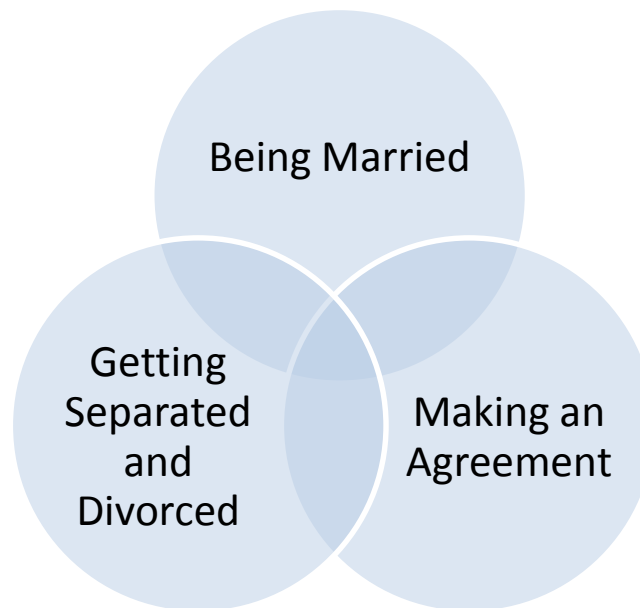
Divorce & Separation

When a marriage breakdown occurs, it can sometimes lead to divorce.

Lesson Plan: Marriage, Separation and Divorce (CLB 7-8)

Research and Share!

Research and share what you learn about one of the topics below with your group.



Instructions:

- 1. Research:** Consult the PLS booklet, *Learning about the Law: Family Law*, p. 3-7 as well as the following websites to find information about your topic. Record your notes in the comparison diagram on the worksheet.
 - For information about marriage, visit <http://www.vs.gov.bc.ca/marriage/howto.html>.
 - For more information about separation and divorce, visit <http://www.justicebc.ca/en/fam/basics/sep-div/index.html>.
 - For more information on agreements and mediation, visit <http://www.justicebc.ca/en/fam/help/mediators/index.html> or <http://www.mediatebc.com>.
- 2. Share:** Form a group of 3 students - one person for each topic above. Share what you learned with one another. Discuss the similarities and differences between laws in Canada and in your home countries. Record notes as you listen.
- 3. Report:** Report to the class one new thing you learned about a topic from one of your group members.

Lesson Plan: Marriage, Separation and Divorce (CLB 7-8)

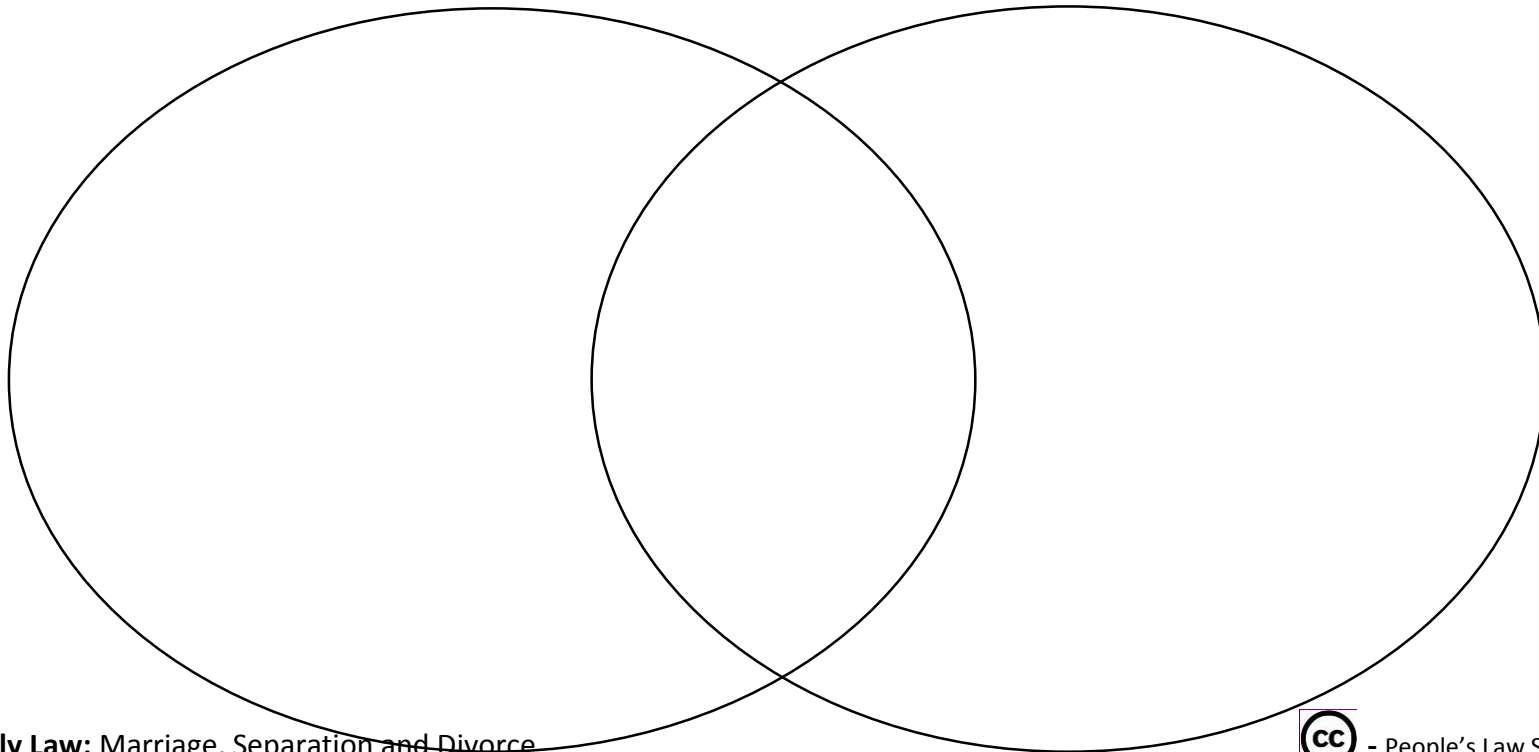
Read and Record!

Use the comparison diagram to record information you learn about the laws in Canada. Compare the laws with your home country's laws by recording the similarities in the center and the differences on the sides.

TOPIC: _____

Canada

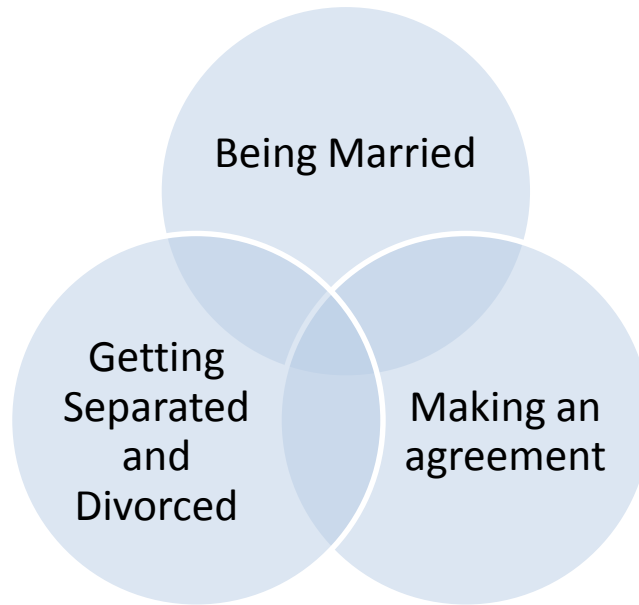
Home Country



Lesson Plan: Marriage, Separation and Divorce (CLB 7-8)

Listen and Take Notes!

As you listen to your group members share what they learned about their topic, take notes in the chart below. Discuss your opinions about family laws in Canada.



What I learned from my group members.

Being Married	Getting Separated & Divorced	Making an agreement

Lesson Plan: Marriage, Separation and Divorce (CLB 7-8)

Discuss your Opinions!

Work with a partner. Discuss the following situations. First, discuss your own opinions and what you think should be done. Next, skim through the PLS booklet p. 7-11 to find out what Canadian law states regarding these situations. Do you think the laws are fair? Why or why not?

Situation 1: Janna recently separated from her husband. They have two children and they aren't able to agree about arrangements on when and how to share the time with the children.

How do you think time should be divided?

What does Canadian law state?

Situation 2: Christina was in a relationship with Joseph. Soon after Christina got pregnant, Joseph left her. He never lived with his son. Christina wants Joseph to pay child support.

Do you think Joseph should pay child support? Why or why not?

What does Canadian law state?

Situation 3: Don and Kim have recently separated. Kim only worked part-time when she and Don were together. She can't afford to live on her own. She is going to court to get Don to pay spousal support.

Do you think that the ex-spouse should pay support after separation? Why or why not?

What does Canadian law state?

Situation 4: Tony and Sandra have separated. They haven't made arrangements about dividing their assets yet. Sandra purchased the house they were living in before she married Tony. Tony wants to split everything fifty-fifty.

How do you think assets should be divided if a couple separates? Why?

What does Canadian law state?

Lesson Plan: Marriage, Separation and Divorce (CLB 7-8)

Find out More!

Choose and research one of the following topics by visiting websites or consulting the PLS booklet. Summarize your findings and be ready to briefly report some of main points you learned.

1. Parenting coordination <http://www.bcparentingcoordinators.com/>
2. Child support <http://www.justice.gc.ca/eng/rp-pr/fl-lf/child-enfant/guide/>
3. Family Maintenance Enforcement Program <http://www.fmep.gov.bc.ca/>
4. Spousal support and factors affecting spousal support <http://www.justice.gc.ca/eng/fl-lf/spousal-epoux/ss-pae.html>

Topic:

Summary:

.....

.....

.....

.....

.....

.....

.....

.....

.....

.....

.....

.....

.....

.....

.....

.....

.....

.....

.....

.....

.....

.....

.....

Lesson Plan: Marriage, Separation and Divorce (CLB 7-8)

What did you learn?

Fill this out on your own.

	Yes, I can do this on my own.	I need to review this.	I can't do this yet.
I can participate in a small group discussions and express my opinions, feelings and reservations about a topic.	<input type="checkbox"/>	<input type="checkbox"/>	<input type="checkbox"/>
I can research and make a detailed comparison.	<input type="checkbox"/>	<input type="checkbox"/>	<input type="checkbox"/>
I can reduce a few pages of information to notes.	<input type="checkbox"/>	<input type="checkbox"/>	<input type="checkbox"/>
I can locate information about topics related to family law online.	<input type="checkbox"/>	<input type="checkbox"/>	<input type="checkbox"/>

What else did you learn today? What other questions do you have about family law in BC?
